



Tomlinson Parbans  
Timber Merchant

High Quality  
Timber Merchants  
& Bespoke Joinery.

MORE THAN JUST A TIMBER MERCHANT

Established in 1850 we have many years of experience in the merchant trade servicing local joiners, builders & DIY enthusiasts as well as factories, Local authorities & education establishments.

Our strength is in timber offering a broad knowledge of all aspects of wood based products. The joinery workshop is continually evolving with the introduction of modern new machinery, hi-tec ironmongery and industry changing timber, to satisfy the demands of modern & traditional projects.

Order by 'phone, fax or e-mail for collection or prompt delivery. We take payment by cash, card & bank transfer and will also take payment on delivery by cash or card. Credit accounts are available for qualifying customers.



# INDEX



**Next Generation  
Aluminium Windows**

→ Page 4-7



**Ultra Slimline  
Sliding Doors**

→ Page 8-11



**Precision Engineered  
Bifold Doors**

→ Page 12-15



**Aluminium  
Commercial Systems**

→ Page 16-17



**XPurt®. The Future of  
Entrance Doors**

→ Page 18-21



**Internal Doors and  
Screening Systems**

→ Page 22-24



**Aluminium  
Lantern Rooflights**

→ Page 24-25



**Aluminium  
Flat Rooflights**

→ Page 26-27

# The ultimate in performance

Crafted to the highest quality standards, our Ali VU casement windows seamlessly blend contemporary design with traditional charm.

## A+ Energy Rating

Designed to achieve triple glazed A+ Window Energy Rating; double glazed A Window Energy Rating

## Low U Values

Further thermal enhancement is possible using 2 different backer rods, to achieve the required U values

## Weatherproof

Weatherproof and strong - tested to: BS6375 Part 1 Weather; BS6375 Part 2 Operation & Strength; BS6375 Part 3 Annex A

## Choose your Sash

Choice of Square or Chamfered Bead

1

## Market-leading performance

High-performance polyamide thermal barrier giving U-Values as low as 0.95 W/m<sup>2</sup>K when calculated as a domestic CEN Standard window

2

3

## Double and Triple Glazing

Able to receive double or triple glazing up to 28 - 36mm on the radius and stepped vent and up to 28-44mm on fixed outer frame and flat faced vents for maximum thermal and acoustic performance

4

5

6

## Any RAL colour

Available in an almost limitless range of colours and finishes

7

## PAS24

Fully security tested to PAS 24:2012 Enhanced Security

8



Contemporary Flush Flush Heritage Flush Softline Heritage Softline



TOP HUNG CASEMENT

## NEXT GENERATION WINDOWS

These high-quality casement windows are perfect for both domestic and large-scale residential projects. They seamlessly complement other products in our extensive aluminium range, guaranteeing a cohesive and harmonious look for your home.



FRENCH CASEMENT (Side Hung)

ALI VU

# CASEMENT WINDOWS

## Setting New Standards in Quality and Innovation

**A** li VU Casement windows offer a perfect blend of sleekness and slimness, making them an ideal choice for your home improvement projects.

### Design Options

When it comes to design options, these windows have got you covered. The strong slim frame boasts a depth of either 38mm (fixed light) or 66mm with a standard vent, offering uninterrupted views of the outside world. Our Ali VU casement windows can accommodate glazing up to 44mm thick, and custom thicknesses are also available upon request.

### Finishing Options

All our aluminium windows can be tailored to suit your individual tastes and unique requirements, with a wide range of safe, secure and stylish handles and vents to choose from.

### Available Configurations

Open Out Casement (top or side-hung)

### Colour

With a variety of RAL colours and finishes to choose from, you can customise your aluminium casement windows to match your unique style and specifications.



# ALUMINIUM TILT & TURN WINDOWS

## Technologically Advanced

Strong, lightweight, and durable, aluminium Tilt-and-Turn windows offer technological innovation with unrivalled quality.

### 3 Chamber

3 chamber 75mm polyamide window system with the option for easy thermal inserts to improve thermal performance

### Low U Values

Up to 1.1 W/m<sup>2</sup>K with triple glazing

### Acoustic Performance


47dB reduction is achievable

### Tested to British Standards

Air Permeability 600Pa  
Water Tightness 600Pa  
Wind Resistance 2400Pa

### PAS24

Fully security tested to PAS 24:2012  
Enhanced Security



### Double and Triple Glazing

Able to receive glazing from 28 to 56mm thick depending on the configuration

### Any RAL colour

Available in an almost limitless range of colours and finishes

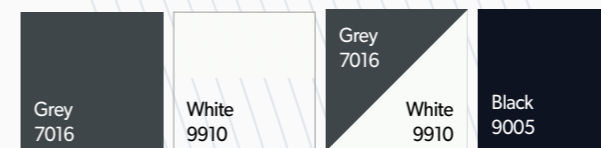
# ALUMINIUM WINDOWS COLOUR COLLECTION

Choose from our hand picked Signature or Standard colours or from our full range of RAL colours. You can even choose to have dual colour, with different colours on the exterior and interior surfaces.

### Signature Colours



### Standard Colours



## WINDOW FURNITURE



### Inline Handle

- Satin Nickel
- Black
- White
- Chrome



### Standard Tilt & Turn Handle

- Satin Nickel
- Black
- White
- Silver



### Heritage Handles

- Black
- Heritage Pewter





# ALUMINIUM SLIDING DOORS


Designed with a sleek and minimalist aesthetic, our aluminium sliding doors effortlessly elevate the elegance of any space, allowing you to create seamless transitions and expand your living areas. Whether it's alfresco dining or entertaining guests, these doors provide the perfect complement to your outdoor oasis.



**O**ur superior aluminium sliding doors are available as Inline or Lift & Slide. Inline slide doors sit directly on the rollers and are easy to operate. On the Lift & Slide doors, the handle is used to 'lift' the door up onto the rollers so that it can slide open.

#### Key Features:

- Slimline version with 50mm sightline
- U Values as low as 0.90 W/m<sup>2</sup>K
- Lift & Slide option allows leaf weights up to 300Kg
- PAS24 Enhanced Security Performance
- Matching single and French doors



#### Slimline and Standard Interlock Sliding door

For openings 1.2m to 16m

Available from 2 pane up to 6 pane in multiple configurations

Slimline 50mm sightline and Standard 79mm options

Choose between inline slide or lift and slide on a single, double or triple track

**0.9**  
W/m<sup>2</sup>K

**PAS 24**

#### Matching Door

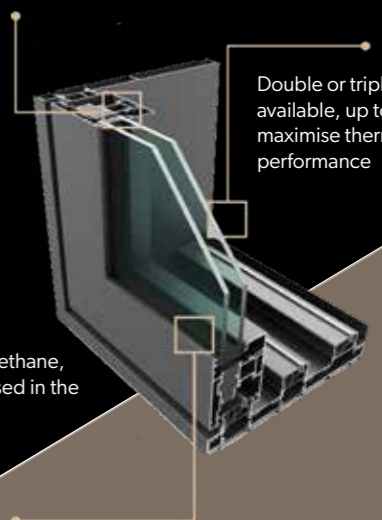
Matching Entrance and French Doors available



Sustainable and built to last, with a life expectancy of up to 40 years

Double or triple glazing options available, up to 52mm, to maximise thermal and acoustic performance

Benefiting from a thermal barrier made from expanded polyurethane, tried and tested and used in the construction industry for many years



## The PURE<sup>®</sup> upgrade takes our already high-performance aluminium doors to the next level! U Values as low as 1.22W/m<sup>2</sup>K

The cutting-edge patented system is the first on the UK market to benefit from an enhanced thermal barrier manufactured from expanded polyurethane foam (PUR). This material has long been used within the construction industry, traditionally in insulation products, because it is so effective in helping to retain heat. When used within our aluminium door systems it can help to keep your home comfortable all year long.



# SLIDING DOORS COLOUR COLLECTION

Choose from our hand picked Signature or Standard colours or from our full range of RAL colours. You can even choose to have dual colour, with different colours on the exterior and interior surfaces.

## Signature Colours

Parisian Blue SPR501	Wild Damson SPR502	Glacial Spark SPR601	Heritage Sage SPR602	Pebble Grey SPR701
Dove Grey SPR702	Smokehouse Grey SPR703	Indian Sandstone SPR801	Ayers Rock SPR802	Toffee Pecan SPR803
Satin Mist SPR901	Black Pearl SPR902	Twilight Embers SPR903	Raven Black SPR904	FRAMEX

## Standard Colours

Grey 7016	White 9910	Grey 7016 White 9910	Black 9005
--------------	---------------	-------------------------------	---------------



## SLIDING DOOR FURNITURE



Ali Slide  
D Handle

- Satin Nickel
- Black
- White



Ali Slide Bar Handle  
Available in 300mm and 400mm





# ALUMINIUM BIFOLDING DOORS

Experience the ultimate blend of functionality and aesthetic appeal with our premium bifold doors. Crafted with precision using high-quality aluminium, our doors offer seamless integration, allowing homeowners to transform their living spaces and enjoy panoramic views with effortless operation.



## OUTSTANDING PERFORMANCE, SAFETY AND SECURITY

### Key Features:

- Available in leaf sizes up to 1300mm wide
- U Values as low as 0.90 W/m<sup>2</sup>K
- Robust designs allows leaf weights up to 125Kg
- Rebated low threshold option
- PAS24 Enhanced Security Performance
- Floating mullion option available
- Smooth high tec roller design
- Matching single and French doors



### B-Folding Door

Open out or open in

For openings 1.3m to 10.6m, from 3 pane to 9 pane in multiple configurations

1.0  
W/m<sup>2</sup>K

PAS  
24

### Matching Door

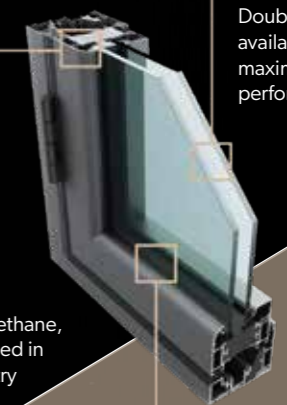
Matching Entrance and French Doors available



Sustainable and built to last, with a life expectancy of up to 40 years

Double or triple glazing options available, up to 52mm, to maximise thermal and acoustic performance

Benefiting from a thermal barrier made from expanded polyurethane, tried and tested and used in the construction industry for many years



**The PURE<sup>®</sup> upgrade takes our already high-performance aluminium doors to the next level!**  
U values as low as 0.93W/m<sup>2</sup>K

The cutting-edge patented system is the first on the UK market to benefit from an enhanced thermal barrier manufactured from expanded polyurethane foam (PUR). This material has long been used within the construction industry, traditionally in insulation products, because it is so effective in helping to retain heat. When used within our aluminium door systems it can help to keep your home comfortable all year long.



# BIFOLDING DOORS

## COLOUR COLLECTION

Choose from our hand picked Signature or Standard colours or from our full range of RAL colours. You can even choose to have dual colour, with different colours on the exterior and interior surfaces.

### Signature Colours

Parisian Blue SPR501	Wild Damson SPR502	Glacial Spark SPR601	Heritage Sage SPR602	Pebble Grey SPR701
Dove Grey SPR702	Smokehouse Grey SPR703	Indian Sandstone SPR801	Ayers Rock SPR802	Toffee Pecan SPR803
Satin Mist SPR901	Black Pearl SPR902	Twilight Embers SPR903	Raven Black SPR904	FRAMEX



### Standard Colours

Grey 7016	White 9910	Grey 7016	White 9910	Black 9005
--------------	---------------	--------------	---------------	---------------




## BIFOLDING DOOR FURNITURE

### Folding Sliding Handle

- Satin Nickel
- Black
- White



### Intermediate Handle





# COMMERCIAL GLAZING

Step into the world of architectural innovation with our cutting-edge commercial products, meticulously designed to offer unrivaled performance and durability.

Collaborating with renowned aluminium systems specialists, we deliver a diverse range of high-performance aluminium glazing systems tailored to meet the unique demands of commercial projects.

From bustling shops to state-of-the-art transport terminals, prestigious educational establishments to essential health service buildings, our comprehensive portfolio ensures that your vision is seamlessly brought to life.

Embraced by architects and builders worldwide, aluminium has emerged as the preferred choice for modern construction. At Framex, we understand the significance of this versatile material and have harnessed its potential to create commercial products that

surpass industry standards. Our meticulously crafted aluminium framing solutions, including the SPW500 system, the SD/SFG system, and the SF52 system, offer unparalleled strength, sleek aesthetics, and exceptional functionality.

Each system is thoughtfully designed with your unique project requirements and specifications in mind. With our unwavering commitment to quality, we guarantee that every installation embodies excellence and reflects your vision.

Discover the limitless possibilities of aluminium framing with Framex, your trusted partner in creating architectural masterpieces for the commercial sector.



Any RAL Colour Available



PAS 24



## Discover our Proven Heritage of Innovative Commercial Products

### SPW501 Door

One of our most popular and versatile commercial products, our SPW501 system has been designed to provide a high-performance door and framing solution capable of being manufactured in single, double, and emergency door types.

The thermally-broken polyamide framing system also offer low thresholds and a variety of options such as radius anti-finger trap stiles and is capable of accepting glazing up to 28mm thick depending on weight.

#### SPW501 Key Features

- Thermally-broken polyamide aluminium framing system
- Features a wide clip and plate flush glazed mullion section, with a narrower 58mm clip and flush mullion offered to provide additional design option
- Able to receive glazing up to 28mm thick depending on weight
- Available in a range of configurations, including standard pivot and anti-finger trap doors



### SFG Ground Floor System

The SD/SFG system has been designed to provide a high-performance commercial door and framing solution. Flexible and suited to a wide range of commercial projects, it can be manufactured in single, double, and emergency door types.

It also utilises low thresholds and a variety of options such as radius anti-finger trap stiles for improved accessibility and safety. It is capable of accepting glazing from 6mm to 24mm thick depending on weight.

#### SFG Key Features

- Ideal for creating stylish and secure commercial shop fronts
- Choice of door configurations including single, double, emergency and panic exit door types
- Low thresholds for accessibility
- Anti-finger trap stiles



### DOOR HANDLE OPTIONS

#### HD090 Aluminium Pad Handle Set



#### SSS 300mm x 32mm Cranked Pull Handles

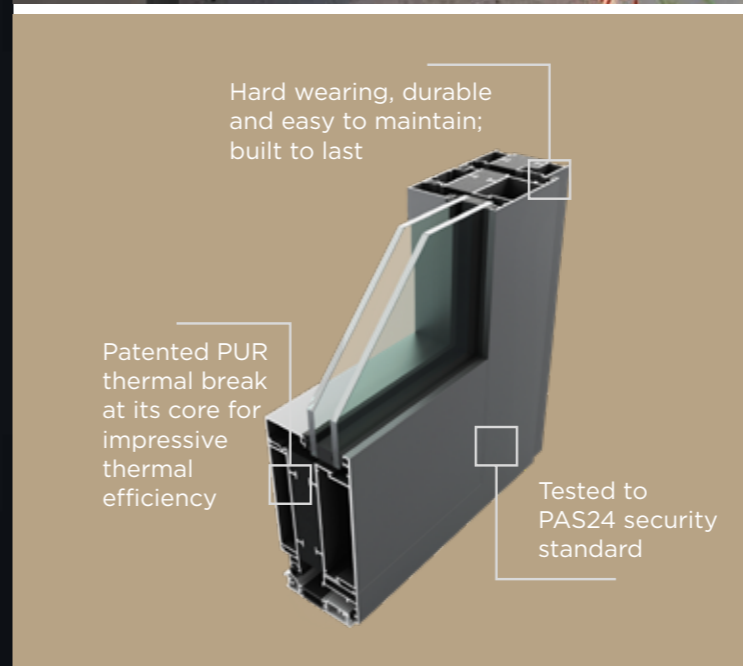


#### SSS 600mm x 32mm Cranked Pull Handles



# The evolution of aluminium

With XPURT® technology, our door frames boast an impressive thermal barrier achieved through ultra-efficient polyurethane foam, ensuring optimal energy efficiency.



## Future-proof your home

**T**he XPURT® aluminium range incorporates high insulation polyurethane foam as an innovative thermal barrier - preventing the cold from getting in and the heat from getting out.

We have now tested our robust XPURT® Commercial Door to PAS24 security standards with one of Hallmarks premium aluminium door panels. With our innovative technology and Hallmarks premium aluminium panels we have created a high quality, thermally efficient aluminium front door solution.

Our XPURT® Doors are designed with an innovative patented PUR thermal break at their core enabled them to have exceptional thermal efficiency and achieve **ultra-low U-values**.

- ✓ **Performance**  
Innovative thermal barrier allowing remarkable thermal performance to be achieved.
- ✓ **Design**  
Designed with style, elegance and practicality in mind. Featuring narrow sightlines and options including further thermal enhancement for added energy savings.
- ✓ **Quality**  
Tested, trusted, durable and fully recyclable with an extensive life expectancy.
- ✓ **Door Sizes**  
Maximum 1400mm x 2530mm sash size
- ✓ **Locking and Handle Options**  
Choose either: • Lever • Lever/Lever • Lever Bar • Bar/Bar • Electronic



ABER 5 ARAMON 3 AROLLA 4 AROLLA 5 ASPEN 1 AUTRANS 2



BORMIO 3 CARONA 2 CERVINIO 1 COLOGNE 4 COURCHEVEL ELORN 1



LB 6 LEYSIN 3 LURISIA 4 LUZERN 3 MANALI 6 MASELLA



LEYSIN 1 NEOSLOPE 3 NEVIS 1 NEVIS 3 NEVIS 4 NEVIS 5



SOLID SHIPLAP SOVATA 6 SUMMIT 6 TAVASCAN 2 TRIBERG 1



AVORIAZ 1 AVORIAZ 1 LITE BERNEX 2 BERNEX 3 VERBIER 3 VEYSONNAZ 3



FALERA 3 FUJI 1 IGMAN JAVORNIK VEYSONNAZ 5 UZANA 2



MATINGNY 2 MERIZINE 3 MOLVINO 1 MOLVINO 3 VIDRA 4 UZANA 2



OLYMPUS 4 PECA 3 PILLIO 1 PORTE 1 UZANA 3 VAINFORD 2



USTRON 4

## XPURT® Glazing and Door Furniture

**S**peak to your installer for more information about our XPURT® door glazing options, accompanied by a curated selection of door furniture that perfectly complements your personal taste and adds a touch of sophistication to your entrances.

Any RAL Colour Available





FX30 ALUMINIUM

# INTERNAL DOORS & SCREENS

*When it comes to styling your home, finding the perfect balance between functionality and aesthetic appeal is key. This FX30 is designed to create exactly that, offering you the ideal solution for separating spaces while maintaining optimum levels of natural light and an open-plan living aesthetic.*



Whether you're aiming for a heritage or contemporary aesthetic, the FX30 system can seamlessly blend into any interior design scheme. Its sleek and slim line profile adds a touch of elegance to your home, making it a standout feature that will impress both you and your guests.

**Key Features:**

- Minimal sightlines and concealed hinges
- Soft-close and soft-open options
- Concealed hinges
- Lock solutions available
- Any RAL colour available
- Ideal for both domestic and commercial projects



One of the standout features of the **FX30** system is its versatility. By utilising a single door profile across the suite, this product allows for the creation of various configurations such as hinged, pivot and sliding doors. This means you can achieve design continuity throughout your project, while also enjoying the ultimate functionality that suits your specific needs.

The **FX30** system also offers a range of inset door options, making it easy to access different spaces without compromising on style. Whether you're looking to create separation between your kitchen, living, and dining areas or you need to partition offices, studios, or commercial entrances, the **FX30** system delivers with its exceptional performance.

**One of the key benefits of the FX30 system is its ability to maximize natural light**

The glazed panels allow sunlight to flood into your living spaces, creating a bright and inviting atmosphere. This is especially advantageous for homeowners who value the beauty and warmth of natural light and want to make the most of it.

**TRANSFORM YOUR LIVING SPACE**

ALUMINIUM

# LANTERN ROOFLIGHTS

Installing a lantern roof light is remarkably hassle-free, making it a worthwhile addition to your next home improvement project. Not only will it elevate the overall appeal of your living spaces, but it may also be the deciding factor that convinces potential buyers to choose your property over others.



## Transform your space with our aluminium Lantern Rooflights



### All the advantages of aluminium

The slimline Korniche roof lantern provides a traditional timber look with all the advantages of aluminium construction. Precision engineering, optimisation and modern manufacturing techniques have created a beautifully proportioned, thermally efficient, strong and secure lantern solution for your home.

And it's not just appearance that will convince you. The Korniche roof lantern, at 6m x 4m, can support over 8 tonnes. This means you can be safe in the knowledge that your home is protected from the elements (and anything else).

### A Better View

A Korniche roof lantern doesn't just change the way your living space looks. By bathing your room in natural daylight, it transforms how it functions.

### Energy Efficient

With complete roof U values from 1.2, the Korniche Lantern provides your home with a room that's comfortable all year round.

### Innovative Design

Our innovative glass lock system and tamper proof fasteners keep everything tightly in place, and once all finishing capping are securely in place there are no visible fasteners anywhere to be seen.

### Self-cleaning Glass

With 24mm double glazed units, our self-cleaning glass\* products have been certified to EN 1096-5, the new European Standard for self-cleaning glass.



### Colours

The Korniche lantern comes in **3 stock colours** of gloss white, matt grey and matt black and these can be chosen in any dual colour combination, for example - a black exterior and white interior, at absolutely no extra cost.




The weather resistant powder coating can also be ordered in any RAL colour of your choice.

\* Laminated Glass is available on request subject to price and extended lead time.

# ALUMINIUM FLAT ROOFLIGHTS

*Our Flat Fixed rooflights have been designed to increase the amount of natural light flowing throughout your home, whilst still maintaining thermal properties within your living environment.*



## ENERGY EFFICIENT

- Triple Glazed 0.7 U-Value
- Double Glazed 1.2 U-Value
- Warm Edge Space Bar
- Argon Gas Filled
- Thermally broken powder coated aluminium frame

## BESPOKE SIZES AVAILABLE

- Bespoke sizes 10-14 days
- Max width 1300mm (internal opening size)
- Max length 2800mm (internal opening size)

## KEY FEATURES

- 6mm toughed safety Glass
- Fully Glazed
- Available in Clear, Solar, Tinted and Privacy Glass
- RAL 7016 as standard plus any other RAL colour option available

# Enhance Your Home with Stylish and Energy-Efficient Flat Roof Lights

**W**hen it comes to updating your home, one key element that shouldn't be overlooked is the inclusion of flat roof lights. These sleek and contemporary additions not only enhance the aesthetic appeal of your living spaces but also offer a range of practical benefits that are sure to impress.

One notable advantage is the abundance of natural daylight that floods your interiors when you install flat roof lights. With an increased influx of sunlight, you'll find yourself relying less on electric lights, allowing you to enjoy a brighter and more eco-friendly atmosphere throughout the day.

The aluminium frames of our flat roof lights are specially designed with a thermal break, effectively creating an insulated barrier. This innovative feature minimizes the transfer of heat and cold through

the frame, resulting in reduced condensation and improved energy efficiency. Not only will you experience a more comfortable living environment, but you'll also witness a noticeable decrease in your energy bills.

When it comes to choosing the right flat roof lights for your home, we offer a range of high-quality options to suit your preferences. Our selection includes triple-glazed toughened safety glass with an impressive U-Value of 0.7 w/m<sup>2</sup>, ensuring optimal insulation and energy savings. Alternatively, you can opt for double-glazed glass with a U-Value of 1.2 w/m<sup>2</sup>, still providing excellent thermal performance. Moreover, our flat roof lights are available in a variety of glass types, including clear, solar, and privacy options, allowing you to strike the perfect balance between natural light and privacy.





**Tomlinson Parbans**

129 Buxton Road, High Lane, Stockport SK6 8DY

T 01663 762233

E sales@tomlinsonparbans.co.uk

**[www.tomlinsonparbans.co.uk](http://www.tomlinsonparbans.co.uk)**